

How to check my Course Completion Status ?*


1

3 working days after you've attended your Supervisory Training in ART Self-swab Training Course




2

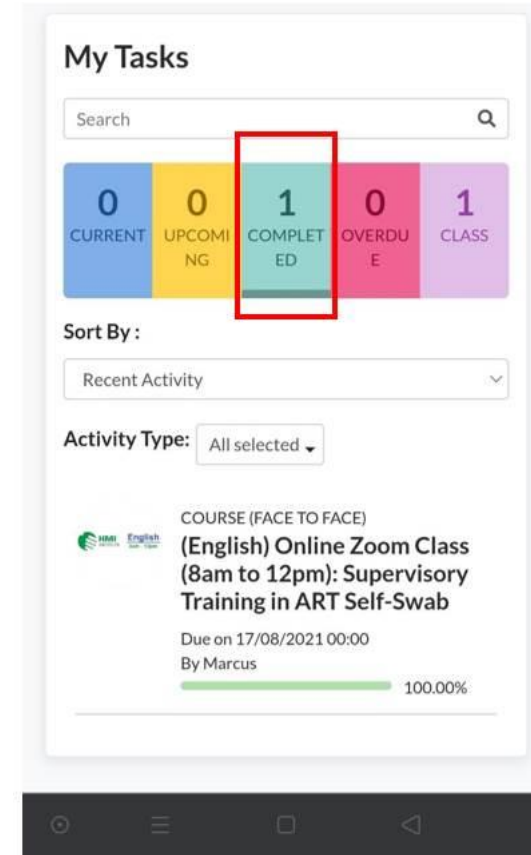
Log-in to your account using your userID (email address) and password.



The login page features the HMI INSTITUTE logo at the top. Below it is a 'Sign In' section with input fields for 'User ID' and 'Password', followed by a 'Login' button. There is a language selector set to 'English' and a link for 'Forgot your LMS password?'. At the bottom, there is a section for course enrollment with a 'Public Catalogue' button and contact information for technical support.



3



The 'My Tasks' dashboard shows a search bar at the top. Below it is a row of five colored boxes representing task status: '0 CURRENT' (blue), '0 UPCOMING' (yellow), '1 COMPLETED' (teal, highlighted with a red box), '0 OVERDUE' (pink), and '1 CLASS' (purple). Below this is a 'Sort By' dropdown set to 'Recent Activity' and an 'Activity Type' dropdown set to 'All selected'. The main content area shows a task titled 'COURSE (FACE TO FACE) (English) Online Zoom Class (8am to 12pm): Supervisory Training in ART Self-Swab' with a due date of '17/08/2021 00:00' by 'Marcus'. A progress bar at the bottom indicates '100.00%' completion.

Participant's who has verified attendance and successfully completed the course is able to view their "Completed" status under "My Tasks".

**Status function is valid for training course date from 29 July onwards*